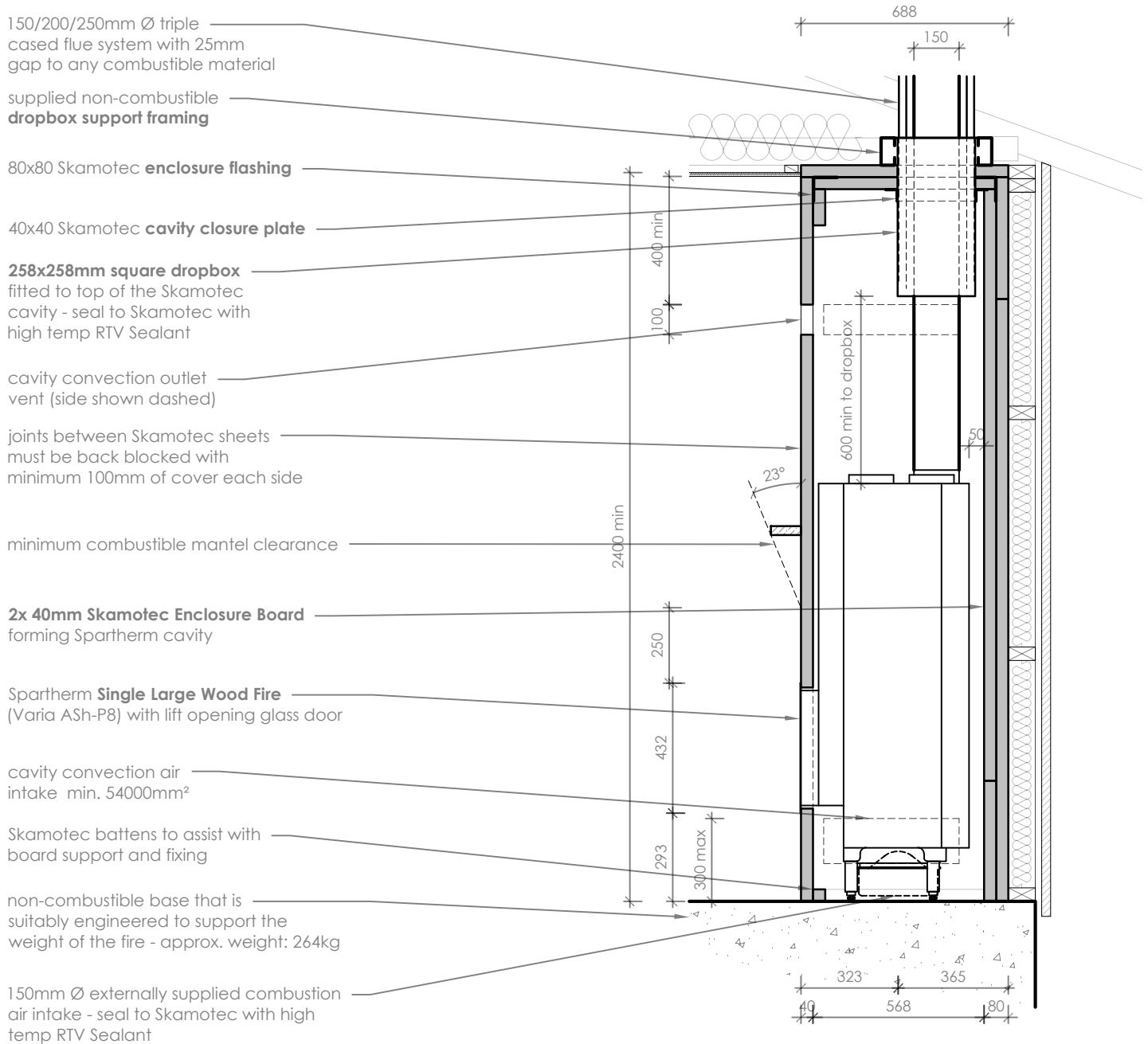


Spartherm Single Large Wood Fire - Cavity Installation



Cavity Section (Side)

scale 1:20

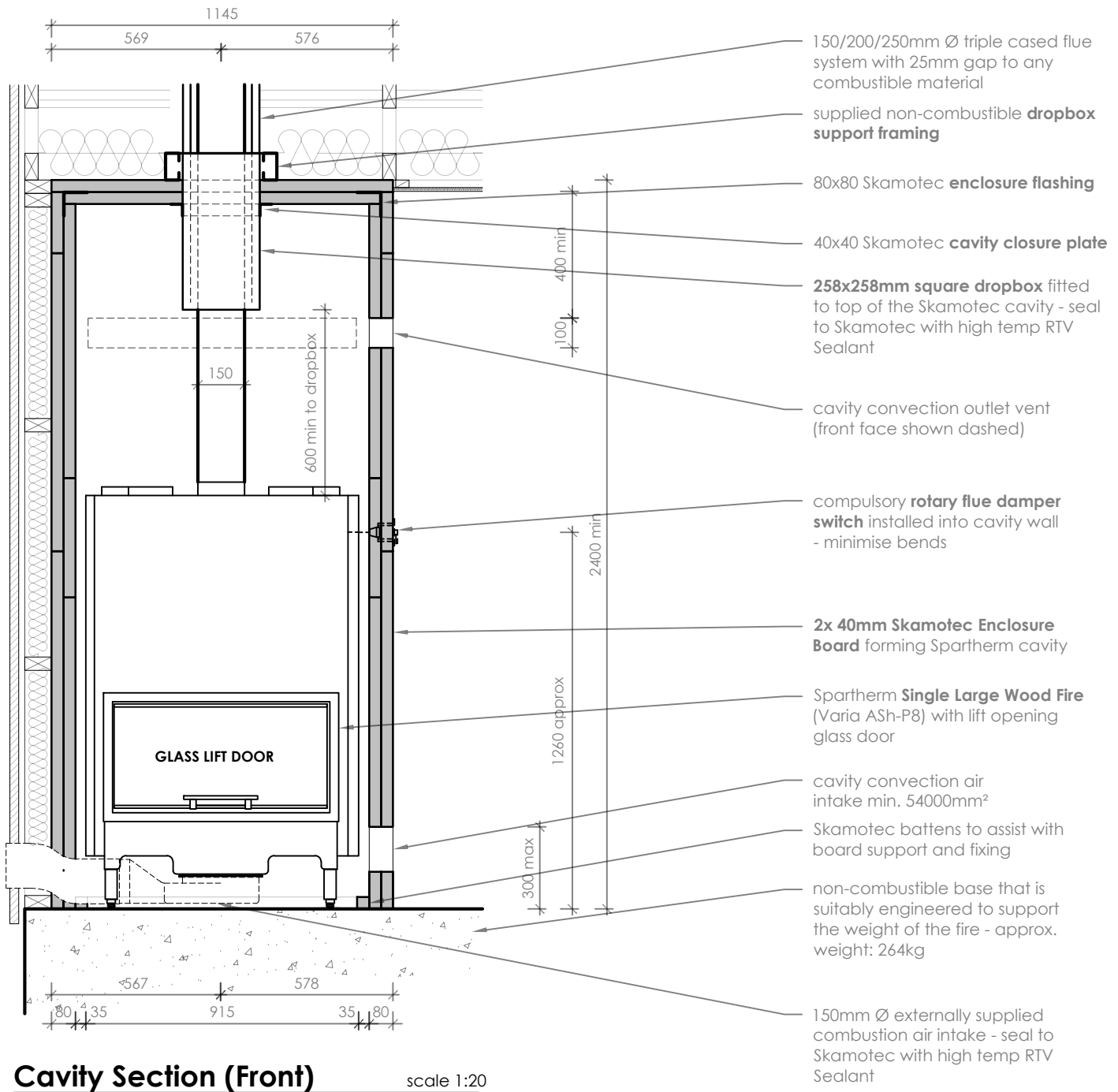
Notes:

- Do not scale off these drawings. All dimensions are in mm.
- This technical sheet is to assist with the specification and installation of a Spartherm Wood Fire into the compulsory Skamotec Enclosure.
- The clearances prescribed with the Spartherm Wood Fire and Skamotec Enclosure are in accordance with AS/NZS2918 Appendix B.
- The flue dropbox is adjustable (1025mm to 550mm) in height but can be reduced further in direct consultation with a Spartherm Technical Consultant.
- All Skamotec joints and back blocking to be fixed with Skamotec Enclosure Glue and 70mm screw fixing.
- Maintain a **minimum 25mm air gap** between the flue system and any combustable material.
- Flue dropbox is mandatory within the Spartherm flue system and must be incorporated into the design. This takes the load of the flue system and must not be supported by the Skamotec enclosure.
- The installation and construction of the fire/fireplace enclosure and the finishing and commissioning of the installation is a highly specialist task. Only **Spartherm trained and approved installers** should be used. Failure to follow these requirements will void all warranty terms.
- This technical sheet must be read in conjunction with the Spartherm Wood Fire Installation Manual, the latest version can be found on our website at www.stokefires.com

GENERAL CONSTRUCTION AND FINISHES SHOWN INDICATIVE ONLY

Contact the ESCEA Architectural Advisory Team for assistance with the specification of this fire - aa@escea.com

Spartherm Single Large Wood Fire - Cavity Installation

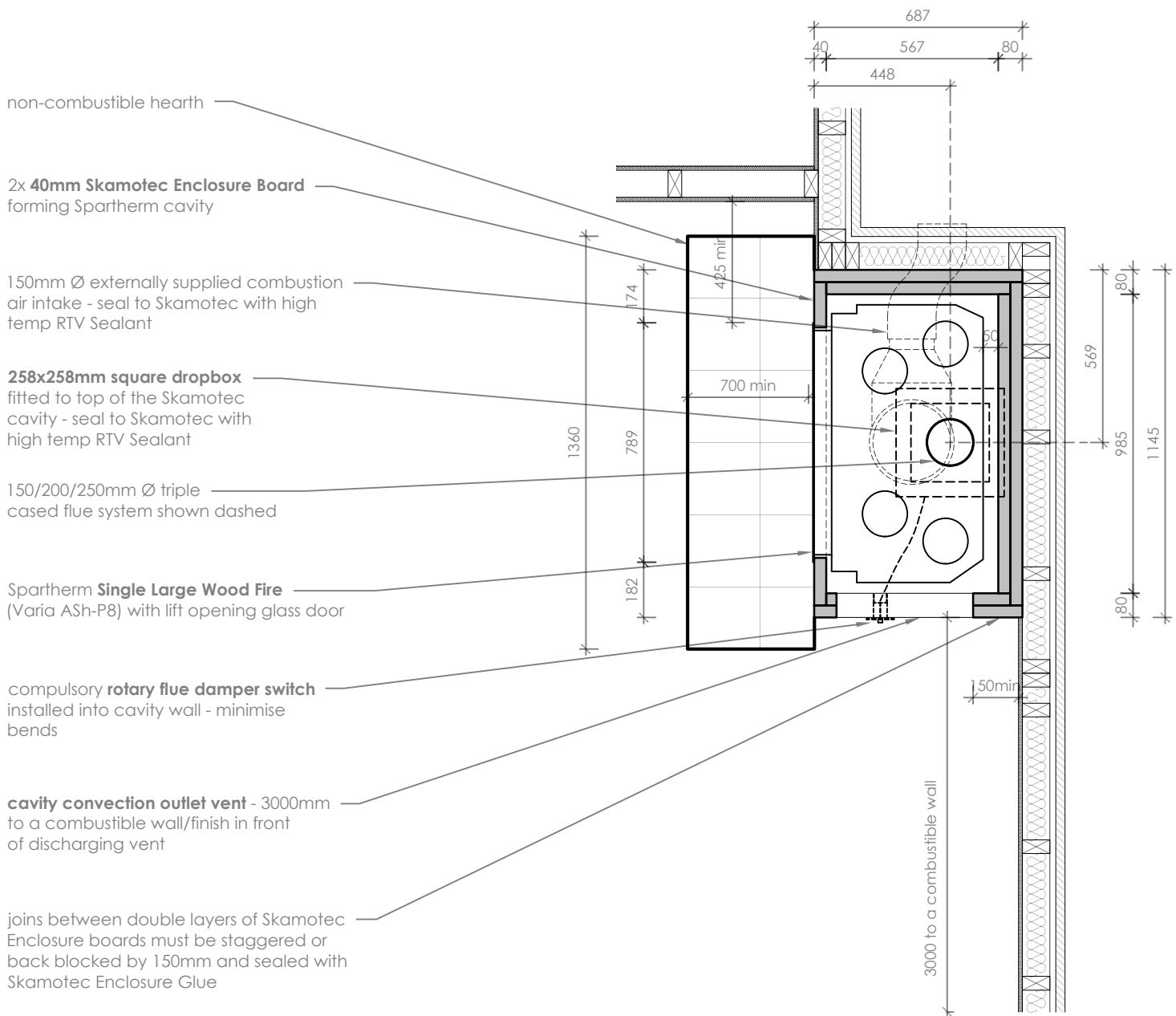


Cavity Section (Front) scale 1:20

- Notes:
- Do not scale off these drawings. All dimensions are in mm.
 - This technical sheet is to assist with the specification and installation of a Spartherm Wood Fire into the compulsory Skamotec Enclosure.
 - The clearances prescribed with the Spartherm Wood Fire and Skamotec Enclosure are in accordance with AS/NZS2918 Appendix B.
 - The flue dropbox is adjustable (1025mm to 550mm) in height but can be reduced further in direct consultation with a Spartherm Technical Consultant.
 - All Skamotec joints and back blocking to be fixed with Skamotec Enclosure Glue and 70mm screw fixing.
 - Maintain a **minimum 25mm air gap** between the flue system and any combustible material.
 - Flue dropbox is mandatory within the Spartherm flue system and must be incorporated into the design. This takes the load of the flue system and must not be supported by the Skamotec enclosure.
 - The installation and construction of the fire/fireplace enclosure and the finishing and commissioning of the installation is a highly specialist task. Only **Spartherm trained and approved Installers** should be used. Failure to follow these requirements will void all warranty terms.
 - This technical sheet must be read in conjunction with the Spartherm Wood Fire Installation Manual, the latest version can be found on our website at www.stokefires.com

GENERAL CONSTRUCTION AND FINISHES SHOWN INDICATIVE ONLY
 Contact the ESCEA Architectural Advisory Team for assistance with the specification of this fire - aa@escea.com

Spartherm Single Large Wood Fire - Cavity Installation



Cavity in Plan

scale 1:20

- Notes:
- Do not scale off these drawings. All dimensions are in mm.
 - This technical sheet is to assist with the specification and installation of a Spartherm Wood Fire into the compulsory Skamotec Enclosure.
 - The clearances prescribed with the Spartherm Wood Fire and Skamotec Enclosure are in accordance with AS/NZS2918 Appendix B.
 - Where the Skamotec Cavity is placed against a combustible or heat sensitive wall or material a double layer (2x40mm Skamotec Enclosure Boards) must be used.
 - All Skamotec joints and back blocking to be fixed with Skamotec Enclosure Glue and 70mm screw fixing.
 - A hearth conforming to the size requirements must be installed unless the floor is entirely made from non-combustible materials. A combustible floor hearth must be constructed from 40mm Skamotec Board and finished with a suitable non-combustible material.
 - Maintain a **2m exclusion zone** from the Spartherm fireplace to any heat sensitive furniture.
 - The installation and construction of the fire/fireplace enclosure and the finishing and commissioning of the installation is a highly specialist task. Only **Spartherm trained and approved installers** should be used. Failure to follow these requirements will void all warranty terms.
 - This technical sheet must be read in conjunction with the Spartherm Wood Fire Installation Manual, the latest version can be found on our website at www.stokefires.com

GENERAL CONSTRUCTION AND FINISHES SHOWN INDICATIVE ONLY
Contact the ESCEA Architectural Advisory Team for assistance with the specification of this fire - aa@escea.com